

**United States Army Ordnance
Center & Schools APG, Maryland**

**Warrant Officer Change of Insignia
Ceremony**

9 July 2004

TABLE OF CONTENTS

Header Page	Page 1
Table of Contents	Page 2
Purpose	Page 3
Scope	Page 3
General	Page 3
Sequence of Events	Page 3-5
Annexes:	
A: Diagram of Ceremony Layout	Page 6
B: Warrant Officer Insignia Narration	Page 7
C: Ordnance Corps Branch Insignia Narration	Page 8
D: CW5 Change of Insignia Narration	Page 9
E: Coordination checklist	Page 10

1. PURPOSE: To conduct a ceremony commemorating the change in the requirement for warrant officers to wear the insignia of branch instead of the warrant officer insignia (Eagle Rising). The ceremony will also change the insignia of grade worn by the CW5.

2. SCOPE: This guidance will be used by all personnel involved with the branch and grade insignia ceremony conducted at APG, Maryland on 9 Jul 2004 at 1500 hours.

3. GENERAL:

a. All warrant officers assigned to APG, Maryland, regardless of branch, will participate in the ceremony. Any warrant officers not assigned to APG, Maryland may participate in the ceremony. This includes active, reserve and retired warrant officers.

b. The Regimental Chief Warrant Officer (RCWO) of the Ordnance Regiment has overall responsibility for the ceremony. The conduct of the ceremony is a combined effort.

c. The ceremony will be conducted in the Ordnance Circle outside of the headquarters building 3071 in front of the Flagpole.

d. The event will be conducted similar to a retirement ceremony.

e. The uniform will be BDU's (sleeves down) with American flag and black boots.

f. Information identifying this event will be provided in the post and local newspapers. We will request information from the reserve and retired populations to identify if they desire to be part of the ceremony or if they desire to sit in the VIP section of the audience.

4. SEQUENCE OF EVENTS:

a. All warrant officers participating in the ceremony will line up in their formation NLT 1440 (**Annex A**). They will fall in, be given open ranks and Parade Rest NLT 1450 by the senior CW4 responsible for the particular formation. The band will provide music beginning at 1445.

b. All CW5's will be centered between the two formations lined up in front of the colors.

c. The Master of Ceremonies (MC) will announce that the ceremony will begin in one minute at 1459 or when the host, BG Lenaers, arrives (Whichever comes first).

d. When CG comes out, the RCWO will **face about** and bring detachment to attention (**Detachment Attention**).

e. RCWO faces about and executes a **hand salute: Unit is formed.**

f. CG: **Present the Command.**

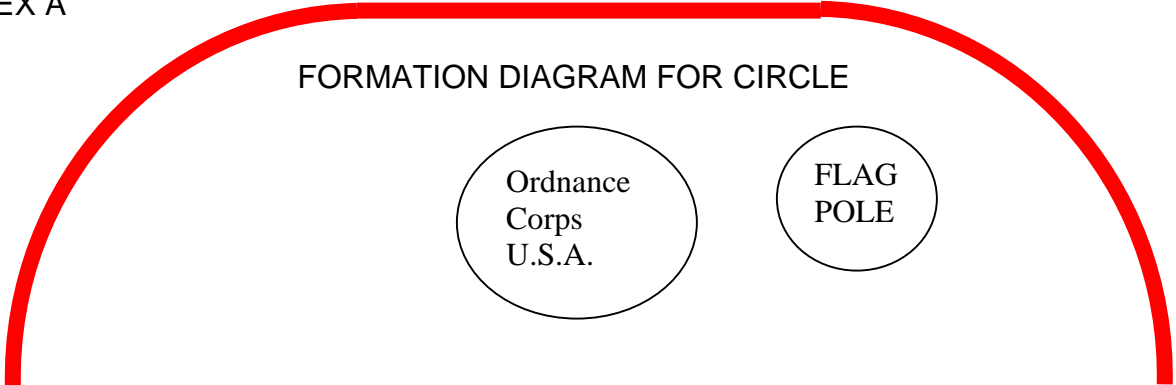
g. RCWO **faces about** and Marches down the path between the formations right in front of the centered CW5's and Colors. He **halts** three paces before the detachment and does an **about face** again.

- h. RCWO gives the command **Colors Forward March**. Moves forward and gives **Mark time, March...Detachment Halt**.
- i. RCWO **faces about** and brings the **detachment to present arms**. RCWO does an **about face** and CG and RCWO **Present Arms** (at that time band begins to play the National Anthem).
- j. Upon completion of the National Anthem, CG and RCWO come to **Order Arms**. RCWO does an **about face** and gives the command **Detachment Order Arms**. Once the detachment is at order arms, the RCWO Faces about (The detachment will stay at Attention for the Invocation).
- k. MC will identify that the branch insignia pinning is about to begin. The MC will read **(Annex B)** identifying the history of the Eagle Rising. BG Lenaers (assisted by the Honorary RCWO CW5R Tom Grice) will begin by pinning the RCWO first.
- l. The CG and HRCWO will continue to pin all CW5's (accompanied by the RCWO). Upon completion, the MC will invite the CW5's to assist BG Lenaers and the HRCWO in changing to branch insignia. They will move to specified place in the formations and change the insignia of the branch. As this is being done, the MC will identify and read the significance of this change by reading the history of the Ordnance Branch Insignia **(Annex C)** about to be donned. (WOBC students will be staged behind the back of the formations to carry the trays of branch brass to be pinned). Number of students to be determined.
- m. Individuals participating in the ceremony that are other than Ordnance (QM, MI, AG, MP, CID) will be in the last rank of the formation and identified and fellow branch officers will be invited forward by the MC to pin their individual branch insignias.
- n. Upon completion of the change of branch insignias of each platoon, the pinning party will return to their original positions posted. At this time the Honorary RCWO will proceed to his seat in VIP front row.
- o. The MC will now identify that CW5R Ted Reno will now come forward and join BG Lenaers in changing the rank insignia of all CW5s. MC will read the significance of CW5R Reno being the first warrant officer promoted to the rank of CW5 in the Army. MC will read the reason for the change and describe the new bar while the insignia is being changed per **(Annex D)**.
- p. Upon completion, BG Lenaers goes back to posted position and CW5R Reno returns to seat in VIP front row.
- q. RCWO **faces about** and gives command **Detachment, Post** (Pause) MARCH.
- r. Once colors are back on line the RCWO will do an **about face** and (MC will say ladies and gentleman please stand for the playing of the Ordnance Song and the Army Song).

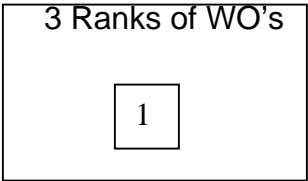
s. Upon completion the RCWO will **render a salute** Sir, this concludes the ceremony.

State Flags

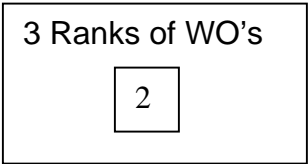
ANNEX A



Color Guard With Branch Flag
All Other CW5s




CW4



CW4

RCWO

HRCWO ☆



Formation 1 and 2: Warrant Officers to be Branched

Annex B

The warrant officer collar insignia is an eagle rising with wings displayed standing on a bundle of two arrows, all enclosed in a wreath, all gold color 3/4 inch in height.

The collar insignia was worn by all warrant officers in lieu of a branch insignia. The first warrant officers of the Army were in the Army Mine Planter Service, a service in the Coast Artillery Corps. This service was authorized for the Army by an Act of Congress on 9 July 1918. The insignia prescribed was the Coast Artillery Corps insignia, with a submarine mine of the same material. War Department General Orders No. 65, dated 20 October 1920, stated that warrant officers would not be permanently appointed in branches; they would be appointed warrant officers of the Army at large. Warrant officers at large could be changed from one arm of the service to another or from one duty to another at will, which virtually made them a special corps of their own.

On 20 November 1920, the Chief of Staff approved an insignia for all warrant officers, "an eagle standing on a bundle of arrows; all enclosed in a wreath." The warrant officers' insignia was prescribed for wear on both cap and collar in cutout form. For a brief period in 1943, the warrant officers' insignia was rescinded and the arm or service insignia prescribed. The insignia was rescinded on 29 April 1943 and restored on 20 July 1943. Although the symbolism was not documented at the time of approval, the eagle and arrows probably were taken from the Coat of Arms of the United States; the laurel wreath, used by the ancient Greeks as a symbol of triumph, often has been used to represent victory and achievement.

Beginning on this date, 9 July 2004, all warrant officers will wear the insignia of their branch upon completion of their specific branch qualification. Ten of the 15 branches that possess warrant officers are represented here today. They are the Adjutant General, Engineer, Judge Advocate, Medical Services, Military Police, Military Intelligence, Ordnance, Quartermaster, Signal and Veterinary Corps. The tradition of wearing the warrant officer branch insignia will continue. It will be worn while attending the Warrant Officer Candidate School and the specific Warrant Officer Basic Courses.

Annex C

Ordnance Corps Branch Insignia:

A gold color metal shell and flame, one inch in height.

The use of the “shell and flame” by the Ordnance Corps dates back to 1832. It is considered to be the oldest branch insignia of the Army. Similar insignia had been used by the British Army. After its adoption by the American Army, the design was used by the Artillery as well as the Ordnance until 1834 when the crossed cannon was adopted by the Artillery. In 1835, the shell and flame were used on a button for members of the Ordnance Corps and the design had been used in various items worn on the uniform since it was first adopted. The simplicity of the shell and flame harmonizes with the armament of days gone by, while the action it connotes is applicable with equal force to the weapons of today.

Annex D

The Master Warrant Officer (W4) insignia was approved by the Chief of Staff on April 8, 1988 to designate certain CWO W4 as master warrants. The appointment to Master Warrant Officer required completion of the Warrant Officer school at Fort Rucker. The first class graduated on December 8, 1988 and class members were authorized to wear the insignia. With passage of the Warrant Officer Management Act on December 5, 1991, the grade of CW5 was established. On March 28, 1991, the Chief of Staff approved continued use of the Master Warrant Officer insignia for Chief Warrant Officer W5.

As of this date, 9 July 2004, the CW5 insignia that was approved by the Chief of Staff in 1970 will be worn. The Army no longer has any Master Warrant Officers and the CW5 insignia of grade will make it easier to identify the officers who have reached the pinnacle of their profession.

Annex E

Coordination Checklist

Post commander's office (COC): Reserve area and provide detail to support the ceremony setup and removal (i.e. flags, chairs, etc)

Branch flags

Band

Flyers

Newspaper articles

Rehearsal

Command support by all commanders

Backup plan if weather does not allow the outside ceremony